

Green Option™ Floor Stripper

PRODUCT DESCRIPTION:

Green Option™ Floor Stripper is a concentrated, low odor, non-butyl environmentally preferable stripper. It quickly penetrates and emulsifies built up layers of floor finish for efficient removal by autoscrubber or rotary machine. **Green Option™ Floor Stripper** is formulated specifically for removal of Green Option™ Floor Sealer/Finish as part of a complete environmentally preferable floor care program. Low foaming.

FEATURES:

Economical:

Concentrated formula provides the power to effectively strip normal amounts of finishes and sealers.

Fast Acting:

Unique blend of active ingredients and surfactants quickly penetrate soil, sealers, finishes and waxes for quick emulsification and easy removal.

Low Odor:

Formulation does not contain offensive odors normally associated with traditional stripping formulas.

Safer to Use:

Green Option™ Floor Stripper meets the specific performance requirements for easy removal of Green Option™ Floor Sealer/Finish with a safer and environmentally responsible formula.

PRODUCT SPECIFICATIONS:

pH	10.5 ± .05
Color	Clear
Physical State	Concentrated Liquid
Freezing Point	About 32°F
Solubility in Water	Complete
Flash Point	167°F

INGREDIENTS:

Water	7732-18-5
Dipropylene glycol monomethyl ether	34590-94-8
Benzyl alcohol	100-51-6
Dipropylene glycol n-butyl ether	29911-28-2
Sodium xylene sulfonate	1300-72-7
Monoethanolamine	141-43-5
Undeceth-7	34398-01-1



This product meets Green Seal™ Standard GS-40 based on effective performance and protective limits on VOCs and human & environmental toxicity. GreenSeal.org.

DILUTIONS	HEALTH	FLAMMABILITY	REACTIVITY
CONCENTRATE CONCENTRAR	NFPA 2 HMIS	NFPA 2 HMIS	NFPA 0 HMIS
(1:4 RATIO) (1:4 RAZON)	NFPA 0 HMIS	NFPA 0 HMIS	NFPA 0 HMIS
(1:8 RATIO) (1:8 RAZON)	NFPA 0 HMIS	NFPA 0 HMIS	NFPA 0 HMIS
PROPORCIÓN	SALUD	INFLAMABILIDAD	REACTIVIDAD

0	1	2	3	4
Minimal	Slight	Moderate	Serious	Severe
Minimo	Minimo	Moderar	Grave	Drastico

DATA TECH SHEET


Green Option™ Floor Stripper

DIRECTIONS

USE INFORMATION:

Use the Green Option™ Floor Care System of Green Option™ Floor Sealer/Finish, Green Option™ Floor Stripper and Franklin's FreshBreeze™ for an environmentally responsible floor care program. Before stripping always dust mop the floor using a FullPro dry mop and remove gum, labels and other attached soil deposits with a long handled scraper or putty knife.

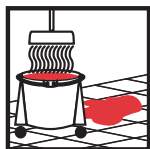
FLOOR STRIPPING




CAUTION



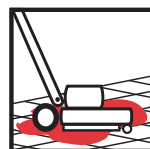
1. DILUTE




2. APPLY



3. WAIT



4. REMOVE



5. REPEAT

FLOOR STRIPPING

1. **DILUTE** at 16 ounces per gallon (1:8 ratio) of cold water for normal stripping.
32 ounces per gallon (1:4 ratio) of cold water for heavy stripping.
2. **APPLY** the diluted solution of **GREEN OPTION™ Floor Stripper** onto the floor with a FullPro mop.
3. **WAIT:** Let stand for 4-5 minutes, then agitate with the same mop.
For best results use a rotary machine and black pad. Do not let solution dry.
4. **REMOVE** the solution from the floor using a mop or wet dry vacuum.
For best results rinse the floor with clean water and a clean mop.
5. **REPEAT** steps two to four if any finish remains on floor.

NOTE: THIS PRODUCT IS INTENDED FOR USE WITH DISPENSING EQUIPMENT.

SPECIAL PRECAUTIONS: Not for use on linoleum, tile in poor condition, wood or painted surfaces or for daily maintenance of resilient tile floors. Before use on asphalt tile or rubber, test a small hidden area for any color change.

WARNING

Combustible liquid. Causes skin irritation. Causes serious eye irritation. Harmful to aquatic life. Harmful to aquatic life with long lasting effects.

Prevention

Keep away from heat / sparks / open flames / hot surfaces. No smoking. Wash thoroughly after handling. Avoid release to the environment. Wear protective gloves / eye protection / face protection.

Response

If on skin: Wash with plenty of water. If in eyes: Rinse cautiously with water for several minutes. Remove contact lenses, if present and easy to do. Continue rinsing. Specific treatment (see SDS). If skin irritation occurs: Get medical advice / attention. If eye irritation persists: Get medical advice / attention. Take off contaminated clothing and wash before reuse. In case of fire: Use appropriate media to extinguish.

Storage

Store in a well-ventilated place. Keep cool.

Disposal

Dispose of contents / container in accordance with local / regional / national / international regulations.

CONTAINER DISPOSAL & RECYCLING: Triple rinse (or equivalent). Then offer container for recycling, or if not available, puncture and dispose of in a sanitary landfill.

PERSONAL PROTECTION:

Eye Protection: Safety goggles w/face shield recommended.

Protective Gloves: Safety gloves recommended.

Other Protective Clothing or

Equipment: Avoid contact with eyes and skin. Wear protective gloves and eye/face protection with an apron or coveralls and chemical resistant boots.

TRANSPORTATION

INFORMATION:

Not Restricted



Franklin Cleaning Technology

One Fuller Way
Great Bend, KS 67530
United States
CHEMTREC (800) 424-9300
Emergency (620) 792-1711
24 hour Emergency (800) 424-9300
www.fullercommercial.com